

# SHORTGUIDE

## EDUROAM FOR LINUX

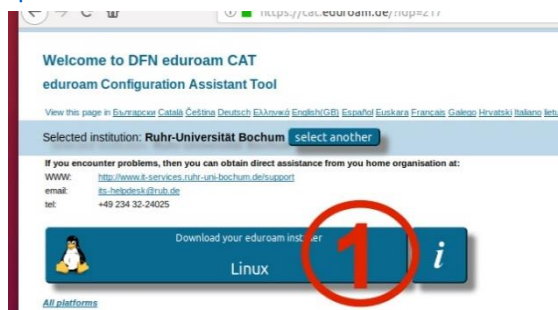
1. Visit the eduroam CAT website  
<https://cat.eduroam.org/?idp=5217>.

2. The correct version should be preselected.

3. Press button **1** to download the script

**eduroam-linux-Ruhr-Universitat\_Bochum-eduroam.py**

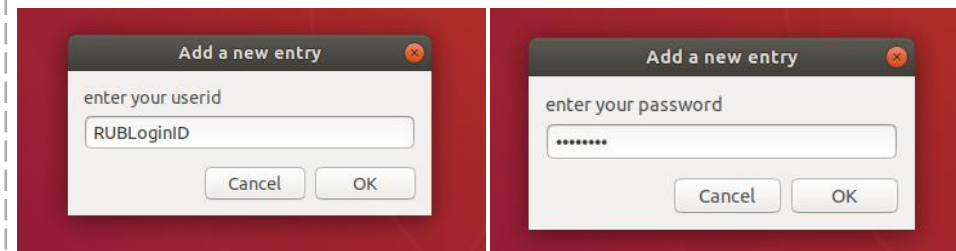
The installer requires the Python package. This may have to be installed before via the packet management.



5. Confirm you are a member of the Ruhr-Universität.



6. Enter your login credentials (RUB-LoginID and password) and press „OK“.

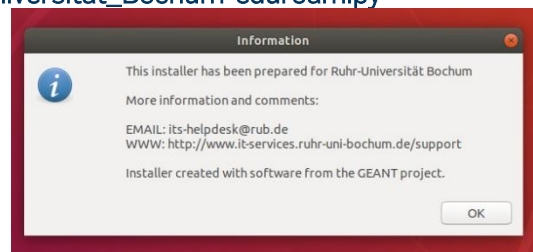


4. Make the downloaded file executable. Open a terminal and type the following command:

```
chmod +x <Pfad>/eduroam-linux-Ruhr-Universitat_Bochum-eduroam.py
```

5. Start the installation.

```
<Pfad>/eduroam-linux-Ruhr-Universitat_Bochum-eduroam.py
```



7. After a successful installation you can connect to eduroam.

